

# Fun With Music

Presented by: Krystal Acosta  
Infant/Toddler Teacher  
Lawson Early Head Start



[Superman Main Theme](#)

# Introduction

## Krystal Baker

- From Huntington Beach, CA
- Studied at California State University, Long Beach
- Began career in ECE as a teacher's aid
- Passion for music started at a young age
  - Desire to play an instrument started in the 2<sup>nd</sup> grade
  - I LOVE introducing kids to different instruments through music
  - Passionate about teaching, music, and hockey

# Introducing Musical Instruments

- Don't need to be an expert.
- When introducing instruments to students, first model how to hold it and use it.
- Demonstrate the different levels of volume.
- Make the experience fun and inviting.

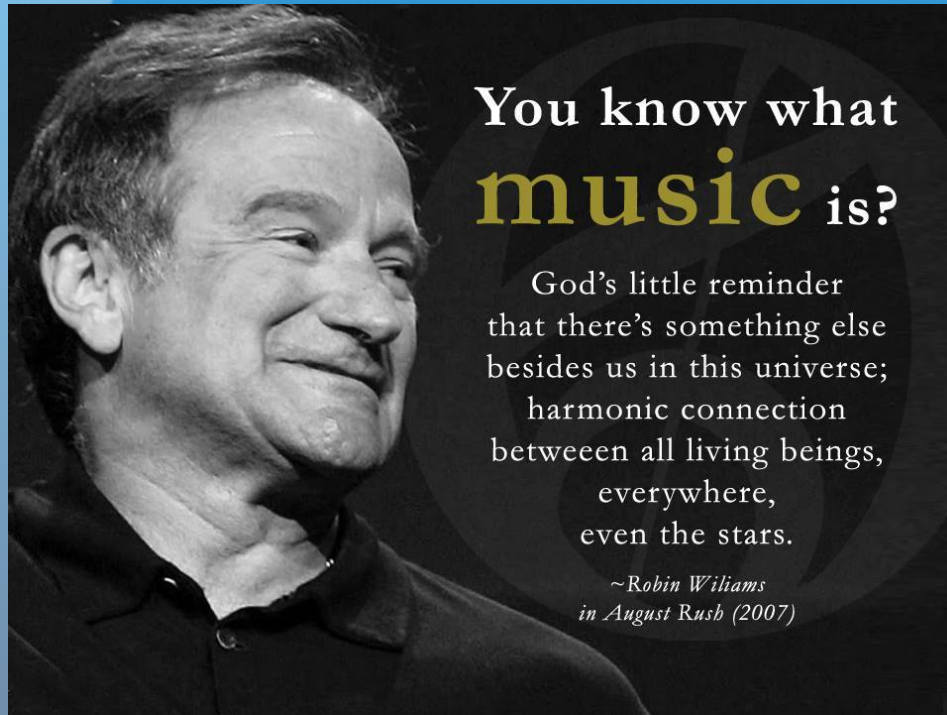


# Music Vocabulary

- What is Rhythm?
- What is Tempo?
- What is the Beat?



# Introduce different genres of music



- Expand your music library and introduce different genres of music.
  - Classical
  - Kid's Bop
  - Jazz, etc.
- Provides opportunities to discuss cultural influences.
- Great way to discuss feelings.
- Music makes people happy!

# Percussion Instruments

Definition of a percussion instrument- a musical instrument (such as a drum, xylophone, or maraca) sounded by striking, shaking, or scraping.



- Easy to turn items around the classroom into a percussion instrument.
- What can you use as a percussion instrument in your classroom?

# Guitars

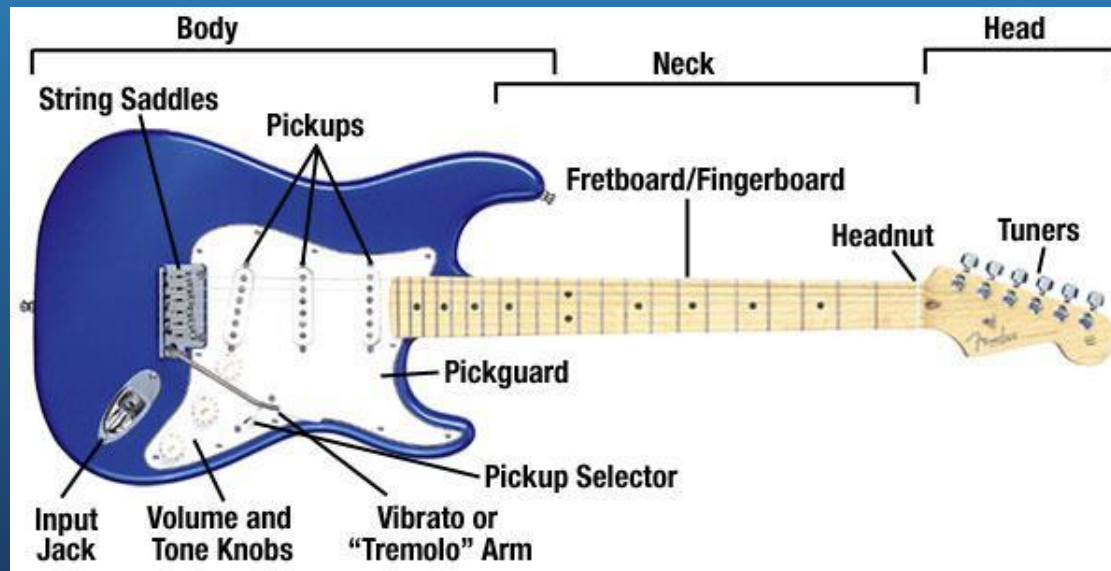
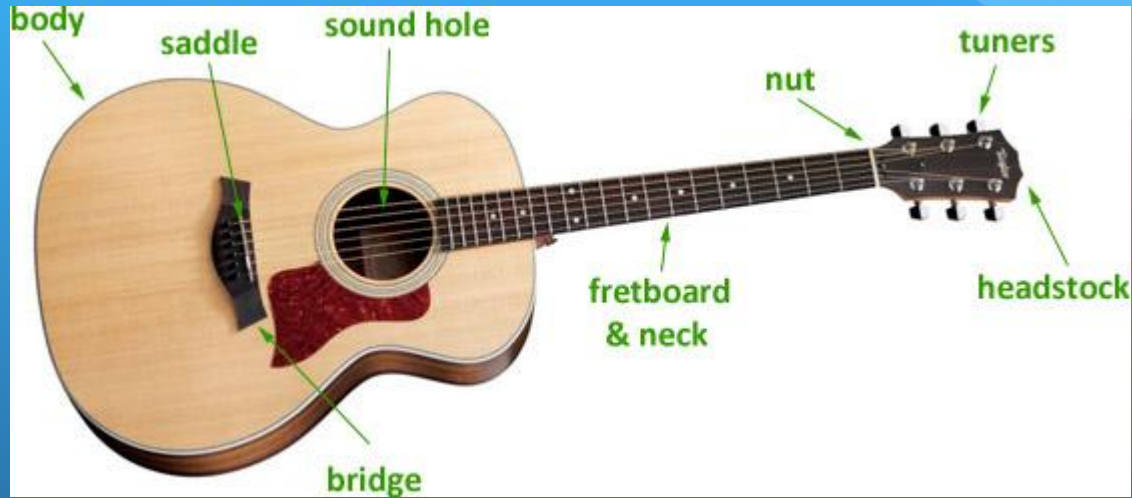
- Easy to pick out it's sound

[Laurie Berkner Band](#)

- Fun to play (or pretend to play)
- Extension activity - identifying parts and differences between an electric and acoustic guitar



# Acoustic vs. Electric Guitar





# Music time!



- Children were highly engaged.
- Children enjoyed watching Mr. Kyle play his guitar.
- Mr. Kyle modeled how to play the instrument.
- Allowed children hands-on experiences.

# Purposeful and Playful Activities

- Share day!
- Hands-on exploration of different instruments
- Proud to see how prideful they were to share their instruments



# Instrument Exploration



# Music for Transitions

Ms. Fallon Coker

Infant/Toddler Teacher

Lawson Early Head Start



- ❖ Line up song
- ❖ Walking in line song
- ❖ Brush your teeth song
- ❖ Name song

# Lyrics



## Line up

---

Put your backs against the wall  
against the wall

Put your backs against the wall  
against the wall

Put your backs against the wall  
whether you're short or  
whether you're tall

Put your backs against the  
wall against the wall.

## Walking in line

---

Everybody follow me, follow  
me, follow me

Everybody follow me, we're  
going "outside"

Everybody look at your friend,  
look at your friend, look at  
your friend

Everybody look at your friend,  
Stay in line

# Lyrics Continued

## Brushing teeth

---

Let me see you brush brush  
brush brush brush

Let me see you rinse rinse  
rinse rinse rinse

Let me see you spit spit spit  
spit spit


## Name song

---

Examples -

Amari, Amari, A-M-A-R-I  
Amari, Amari, A-M-A-R-I

A-L-L-I-S-O-N Allison Allison  
A-L-L-I-S-O-N Allison is what  
that spells



# Mrs. Baker's Instrument Introductions



# Music & Art





# Fun With Music

Presented by: Krystal Acosta  
Infant/Toddler Teacher  
Lawson Early Head Start



*Thanks for a  
great session!*

[Star Wars Throne Room](#)